



# Teaching Tips


Counting to 20

## Target Skills:

- count from 1-20
- start to identify quantities from 1-20



## Supply List:

- card stock
- marker
- black bingo dabber
- scissors



## Instructions:

- cut out ladybug wings
- draw black parts of lady bug except spots
- use bingo dabber to put 20 spots on the ladybug



## Want more?

I purposely didn't glue her wings down, that way you can make more. Or try using black pom poms instead of bingo dabbers.

[www.thesingingwalrus.com](http://www.thesingingwalrus.com)

All rights reserved. Copyright © 2021 The Singing Walrus Production.  
For noncommercial (personal and educational) use only. Not for redistribution.